HIWIN CONFIDENTIAL
機密文件未經許可，嚴禁複製

LMFA21 Linear Motor

Electrical specifications

	Symbol	Unit	Free air convection	Water cooling
Continuous force	F_c	N	205	409
Continuous current	I_c	A_{rms}	1.4	2.7
Stall force	F_0	N	-	287
Stall current	I_0	A_{rms}	-	1.9
Peak force (1s)	F_p	N	776	
Peak current (1s)	I_p	A_{rms}	8.4	
Force constant	K_f	N/A_{rms}	151.6	
Attraction force	F_a	N	1259	
Max. winding tempurature	T_{max}	℃	120	
Electrical time constant	K_e	ms	7.2	
Resistance (line to line ， 25℃)	R_{25}	Ω	24.8	
Resistance (line to line，120℃)	R_{120}	Ω	32.7	
Inductance (line to line)	L	mH	178.6	
Pole pair pitch	2τ	mm	30	
Back emf constant(line to line)	K_v	V_{rms}/(m/s)	87.5	
Motor constant (25℃)	K_m	N/√W	24.9	
Thermal resistance	R_{th}	℃/W	1.06	0.27
Thermal time constant	t_{th}	s	-	150
Thermal switch			1 x Pt1000 + 1 x (3 PTC SNM 120 In Series)	
Maximum velocity at maximum force	$V_{MAX,FP}$	m/s	2.21	
Maximum electric power input	$P_{EL,MAX}$	W	-	5152
Maximum dissipated heat output	$Q_{P,H,MAX}$	W	-	358
Max. DC bus voltage		V_{DC}	750	

Mechanical specifications

	Symbol	Unit	Free air convection	Water cooling
Mass of forcer	M_f	kg	3.2	
Unit mass of stator	M_S	kg	9.8	
Total installation height	H	mm	50.5	
Minimum flow rate		L/min	-	4
Temperature of cooling water		℃	-	20
Pressure drop	△P	bar	-	1.15
Water temperture difference	$\triangle\theta_{P,H}$	K	-	1.3

Lf	mm	145	Wf3	mm	111.5
Lf1	mm	52.5	Wf4	mm	58
Wf	mm	126	Wf5	mm	20
Wf1	mm	40.5	N	mm	2
Wf2	mm	45	n	mm	-

F-V curve

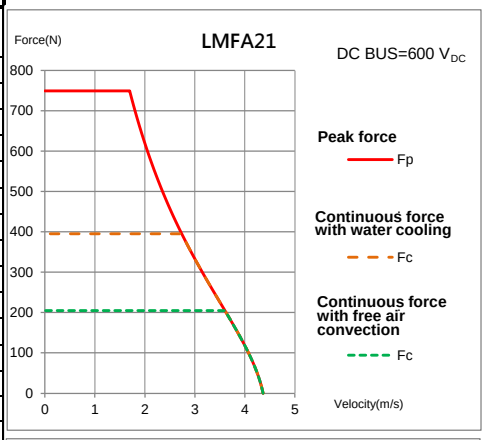

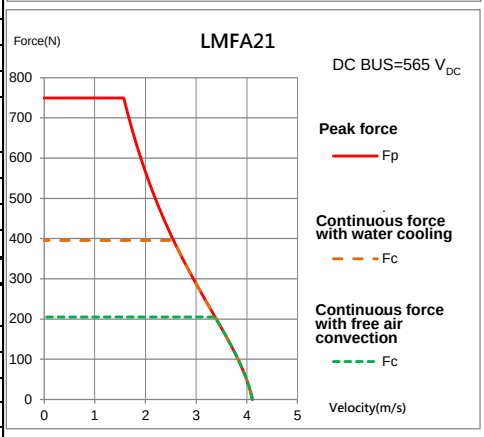

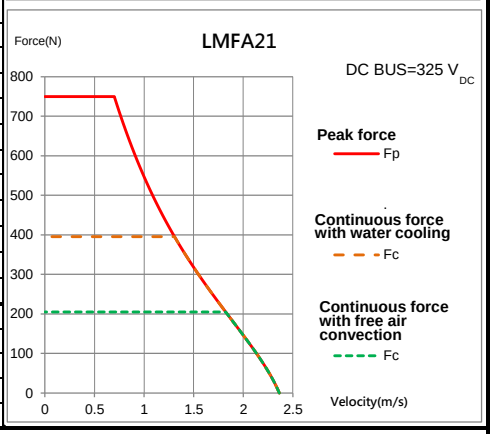

Focer dimensions

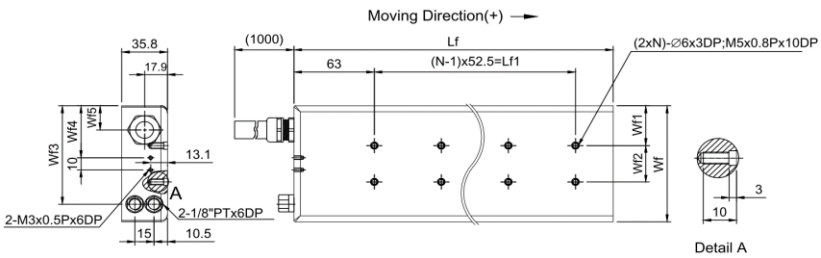

Mounting tolerance

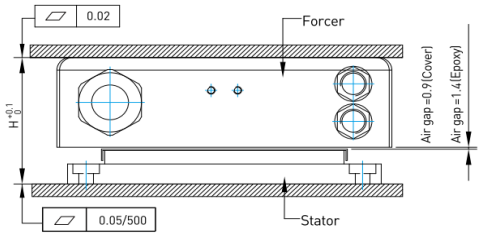

Stator dimensions

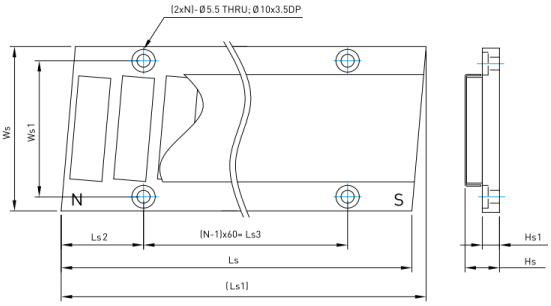

Type	Ls	Ls1	Ls2	Ls3	Hs	Hs1	Ws	Ws1	N
LMF2S1	120	123.09	30.4	60	13.8	7.9	118	104	2
LMF2S1E	120	123.09	30.4	60	13.3	7.7	118	104	2
LMF2S2	180	183.09	30.4	120	13.8	7.9	118	104	3
LMF2S2E	180	183.09	30.4	120	13.3	7.7	118	104	3
LMF2S3	300	303.09	30.4	240	13.8	7.9	118	104	5
LMF2S3E	300	303.09	30.4	240	13.3	7.7	118	104	5

Except dimensions, all the specifications in the table are in ±10% of tolerance

Version: 2.00

Date: 2020/5/8